

The background of the slide features a tall, cylindrical lighthouse with a black and white spiral pattern. The lighthouse is illuminated from within, and its light is visible at the top. The lighthouse is situated on a grassy area with some trees and a small building in the background. The sky is a deep blue, suggesting dusk or dawn. The entire image is overlaid with a large, semi-transparent blue triangle that points towards the bottom right corner.

Shipping KPI system Version 3.0 activated April 2018

BIMCO Shipping KPI 2018

Why use BIMCO Shipping KPI?

- Standard definitions for comparisons
- Simplified reporting
- Internal improvement
- Ship/fleet/industry benchmarking
- Reporting
- Performance tracking (i.e TMSA evidence)

Ship Metadata

These ship attributes are available for benchmarking:

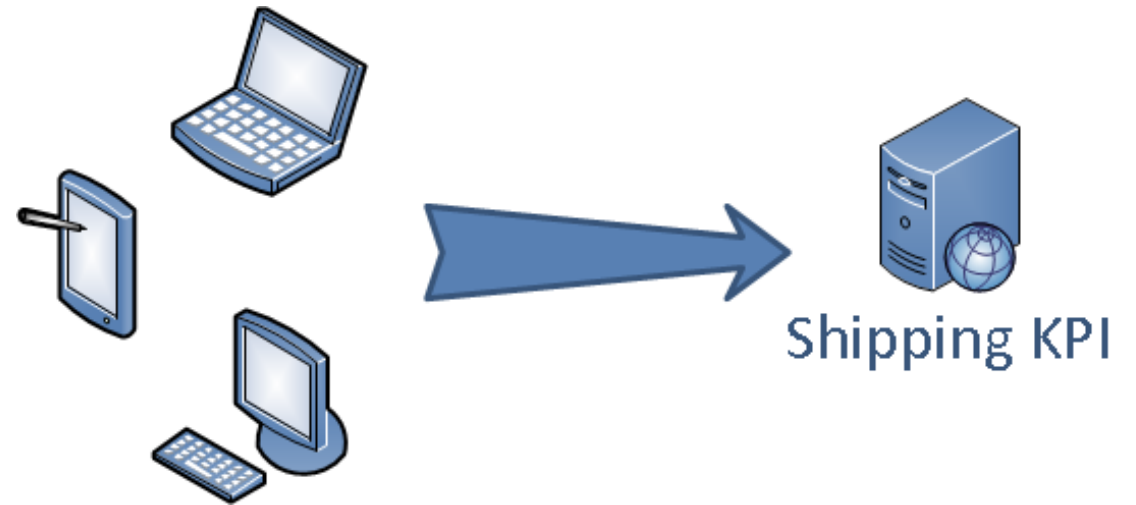
- DWT
- Entry into Management
- Year build
- Ship Type
- Class Society
- P&I Club
- Trading Areas
- H&M
- Nationality Senior Officers
- Nationality Junior Officers
- Nationality Ratings
- Flag
- Country Built
- Ship Status

Ship Types

Level 5	Level 4	Level 3	Level 2	Level 1
Bulk Carrier	Bulk Carrier	Bulk Dry	Bulk Carriers	
Bulk Carrier, Laker Only				
Bulk Carrier (with Vehicle Decks)				
Ore Carrier	Ore Carrier			
Bulk/Oil Carrier (OBO)	Bulk/Oil Carrier	Bulk Dry/Oil		
Ore/Oil Carrier	Ore/Oil Carrier			
Bulk Cargo Carrier, self discharging	Self Discharging Bulk Carrier	Self Discharging Bulk Dry		
Bulk Cargo Carrier, self discharging, Laker				
Cement Carrier	Cement Carrier	Other Bulk Dry		
Wood Chips Carrier, self unloading	Wood Chips Carrier			
Urea Carrier	Urea Carrier			
Aggregates Carrier	Aggregates Carrier			
Limestone Carrier	Limestone Carrier			
Refined Sugar Carrier	Refined Sugar Carrier			

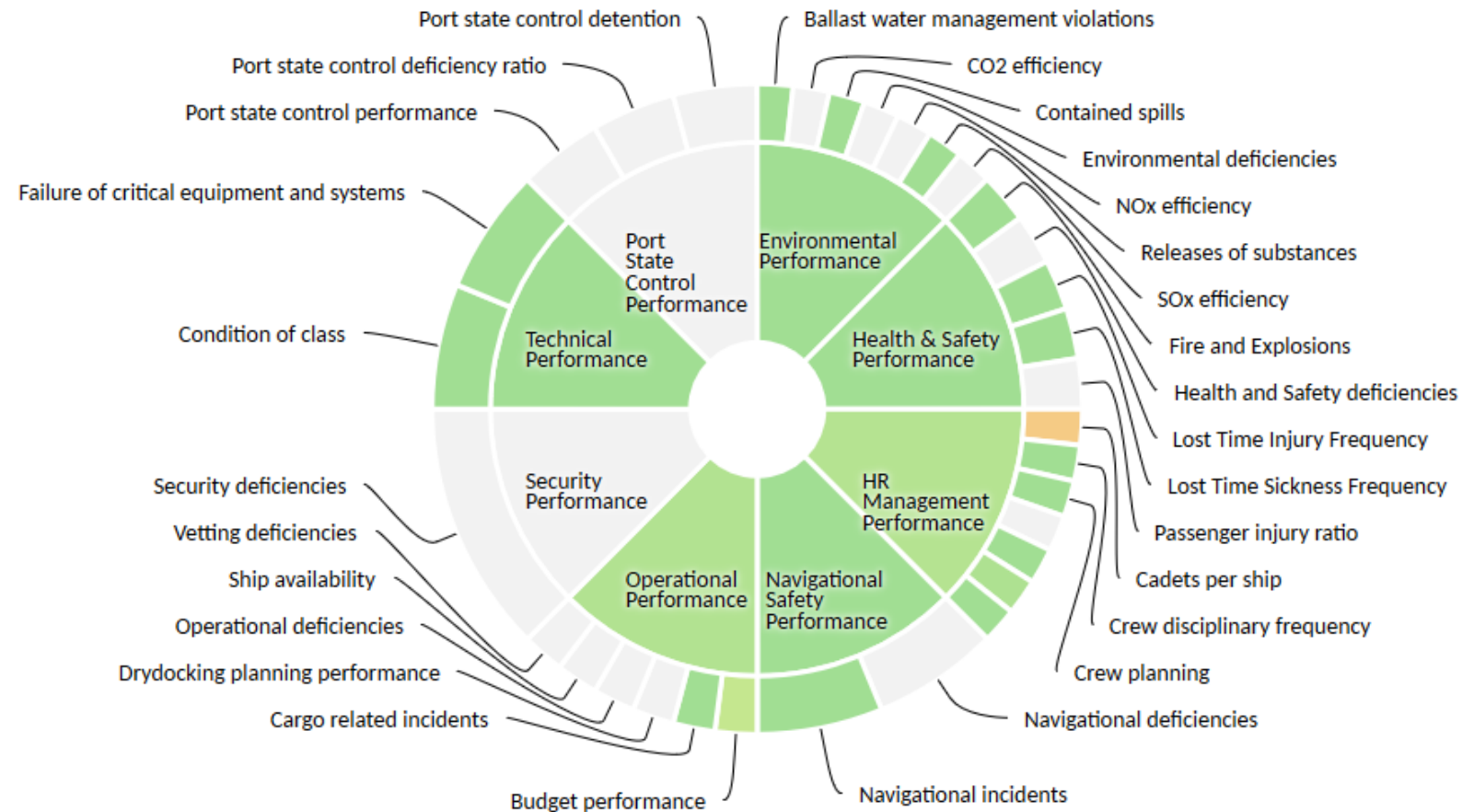
KPI data collection

- Manual inputting on screen
- Import Excel or CSV file
- upload ship data automatically



KPI data collection

Manual inputting on screen



KPI data collection

Manual inputting on screen

- Personnel 22
- Technical 23
- QA 16
- Accounting 3

KPI data collection

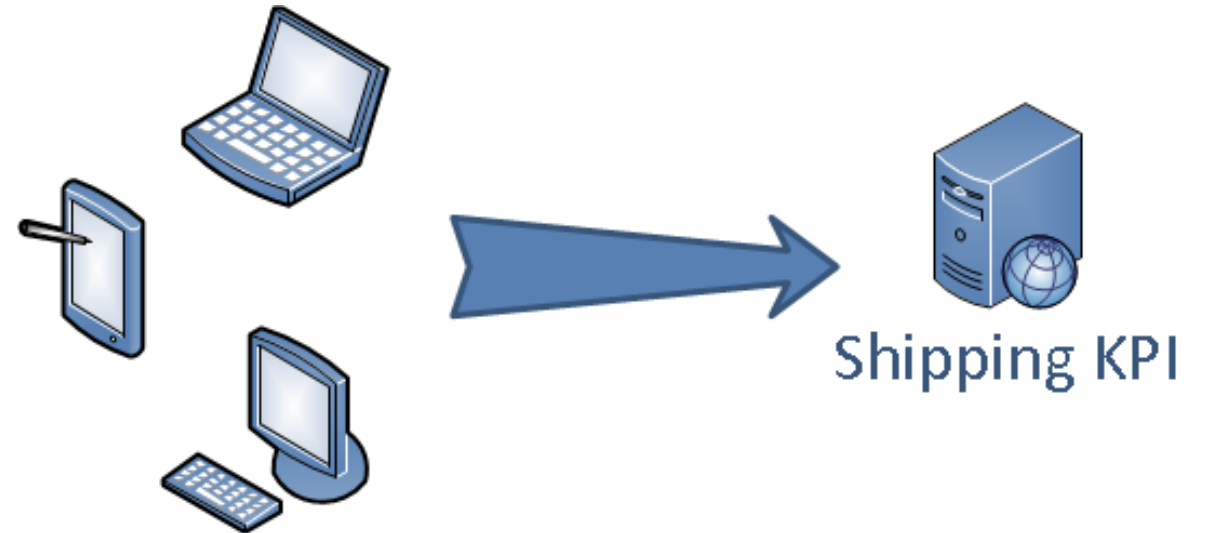
Excel or CSV file

2018 Q1 (01/01-31/03/2018)		Department		ACC	ACC	ACC	ACC	ACC
		PI		PI001	PI004	PI010	PI011	PI012
IMO No	Vessel	Fleet\PI Info	Person in charge	Actual drydocking costs	Agreed drydocking costs	Last year AAE (Additional Authorized Expenses)	Last year actual running costs and accruals	Last year running cost budget
1234567	Takoradi							
1234568	Bright Sun							
1234768	Charlotte C							
3214568	Bright Star							

KPI data collection

Upload ship data automatically

- Integrate your applications with the Shipping KPI and automatically have your data uploaded from your preferred platform.



KPI data collection

Manual inputting on screen

Rating Colour Legend ?

Key	Name	Value	Unit	Rating
KPI001	Ba	Copy from 2017-Q4		100
KPI002	Bu			
KPI003	Cadets per ship	1	Cadets/Ship	33

✖ Wrong

Your benefit – internal improvement

- **Compare**
 - Ships over period of time (quarters)
 - Ship compared to a certain fleet
 - One fleet compared to another fleet

Ship/fleet/industry benchmarking

Specify Fleet Criteria

1405 ships from 42 accounts

Time Period?	Current quarter (2018-Q1)
Which Ships?	All Ships
Ship Type (IHS)	Select Ship Type (IHS)
Account Type	Select Account Type
Trading Areas	Select Trading Areas
Nationality Senior Officers	Select Nationality Senior Officers
Flag	Select Flag
DWT Range	Select DWT Range

Add another filter

Update filter

Add another filter

Add another filter

Class Society

P&I Club

H&M

Speed Range

Years Under Management

Range

KPI Reporting

Shipping KPI Report

×

Indicator

Include all SPIs

▼

Dependencies

8 of 105 dependencies selected

▼

Fleets

3 of 3 fleets selected

▼

Include the following:

☒ Benchmark charts

☒ Short descriptions

☒ Trend charts

☐ Long descriptions

☐ Numeric data for charts

☐ Company logo

Cancel

OK


Print chart

Download PNG image
Download JPEG image
Download PDF document
Download SVG vector image

KPI Data Security



KPI Data verification



KPI Live demonstration

Please note that the live demonstration is based on demo data only so no real user data is shown.

<https://demo.shipping-kpi.org/>

KPI Live demonstration

Please feel free to sign up and try out the KPI demoweb site
click on the "Sign up" in the top right hand corner



<https://demo.shipping-kpi.org/>

You will get a demo fleet of 12 ships to play around with

Please note that demo data will be erased frequently

If any technical questions

Please visit www.shipping-kpi.org

Or contact the BIMCO Shipping KPI team
shipping-kpi@bimco.org